

Shortcut to Cursive

The Cursive Road to

Expressive Handwriting
Fluent Reading
Excellent Spelling
High Comprehension
Enhanced Composition

Copyright 2013 by Donald L. Potter

www.donpotter.net

Group 1: *abcd* (5 words)

Lesson 1. *a aa*

Lesson 2. *ab ba ab*

Lesson 3. *c cab abc*

Lesson 4. *d dab dad bad cad abcd*

Group 2: *efg* (20 words)

Lesson 5. *e ee be bee bed cede deed ace ebb abcde*

Lesson 6. *f fed feed fade deaf beef face abcdef*

Lesson 7. *g bag bagged gab age caged gaff egg abcdefg*

Group 3: *hijk* (22 words)

Lesson 8. *h had head heed hedge abcedfgh*

Lesson 9. *i big hid hide if fib ice dice chief fife abcdefghi*

Lesson 10. *j jag jig jab jade abcdefghij*

Lesson 11. *k kid back kick deck khaki abcdefghijk*

Group 4: *lmnop* (63 words)

Lesson 12. *l* lad led lid black bell fled ball ill bill glad lake
lace lilac hail eagle abcdefghijkl

Lesson 13. *m* mad made ham lamb blame abcdefghijklm

Lesson 14. *n* name hand fan fine knee gleam mine abcdefghijklmn

Lesson 15. *o* on mom of off ok oh coal goad goal old hole cob job
joke odd oil foil hoe book ocean log local abcdefghijklmno

Lesson 16. *p* pan pen pig pond lamp happen lip pill phone hope
mapped plane opened pal abcdefghijklmnop

Group 5: *qrs* (28 words)

Lesson 17. *q* See Lesson 21 (*u*) abcdefghijklmnopq

Lesson 18. *r* ran brand grand friend car rag red for from
hard error roar fire fir firm robe garage more abcdefghijklmnopqr

Lesson 19. *s* sad sadness mass hose glass labs flags science
occasion ship push abcdefghijklmnopqrs

Group 6: *tw* (44 words)

Lesson 20. *t* tan tape past potter other fit bright get giant tasted

tattle debt ghost projector station abcdefghijklmnopqrst

Lesson 21. *u* up but rubber putter tube blue outside use bud suit
judge guard quick quack quit quiet unplugged could cloud put
fur nurse push abcdefghijklmnopgrstu

Lesson 22. *v* vat van love vine valve vote abcdefghijklmnopqrstuv

Group 7: *wxyz* (50 words)

Lesson 23. *w* we wet win walk write cows saw was lawn woke

work strewn what swinging whole abcdefghijklmnopqrstuvw

Lesson 24. *x* ax axes tax taxes wax waxes box boxes fox foxes

abcdefghijklmnopqurstuvwx

Lesson 25. *y* yawn yes by buy bylaws cry baby navy yearly you

yip winly boys toy cherry abcdefghijklmnopqrstuvwxy

Lesson 26. *z* jazz zoo zebra lazy crazy buzz puzzle cozy zucchini

zephyr abcdefghijklmnopqrstuvwxyz

Capital Letters

A Albert, Anna

C Cathy, Carmen

E Erica, Esther

G George, Georgia

I Imogene, Inez

K Karen, Ken

M Mary, Mark

O Oscar, Orson

Q Quincy, Queen

S Sarah, Shawn

U Ulysses, Upton

W Walter, Wilma

Y Yolanda, Young

B Beatrice, Benny

D Dennis, Donald

F Fred, Francis

H Helen, Henry

J Jean, John

L Leonard, Linda

N Nancy, Neil

P Penny, Paul

R Rita, Ron


T Terry, Troy

V Victor, Valorie

X Xavier

Z Zach, Zeke

Cursive Letter Strokes



Note: The strokes for the capital I should be reversed to start on the line and swing to the left.

Sentences Containing all the Letters of the Alphabet: Pangrams

1. The quick brown fox jumps over a lazy dog.
2. How quickly daft jumping zebras.
3. The five boxing wizards jump quickly.
4. Heavy boxes perform quick waltzes and jigs.
5. Sixty zippers were quickly picked from the woven jute bag.
6. A quart jar of oil mixed with zinc oxide makes a very bright color.
7. The job requires pluck and zeal from every young wage earner.
8. Crazy Frederica bought many very exquisite opal jewels.
9. The public was amazed to view the quickness and dexterity of the juggler.
10. We promptly judged antique ivory buckles for the next prize.

To calculate copying fluency rates, multiply the number of letters by 60 and divide by the time in seconds.

Beginning Strokes

Downcurve: a c d g q

Overcurve: m n o v x z

Undercurve: b e f h l j k l p r s t u w y

Midline Joining Strokes

ba be bi bo bu bl br bs bt bc

oa oe oi ou ow oy ob oc od of og oh oj ok ol om on oo op or
os ot ov ox oz

wa we wi wo wh wr ws -wn

va ve vi vo vu vy

Below Line Joining Strokes

ja je ji jo ju qu

ga ge gi go gu gl gr gs gg gh

ya yi ye yo yu ys yl yr

za ze zi zo zu zy zz

Every possible midline joining strokes and below-line joining strokes are represented in the words in *Shortcut to Cursive*. It is important to teach all beginners explicitly and directly all joining strokes. This document was typed with software by Educational Fontware, Inc. www.educationalfontware.com

Shortcut to Cursive

Instructional Words in Alphabetical Order

232 Words – Covering all Joining Strokes

a, ace, age, ax, axes
baby, back, bad, bag, bagged, ball, be, bead, bed, bee, beef, bell, big, bill, black, blame, blue, book, box, boxes, boys, brand, bright, bud, but, buy, buzz, by, bylaws
cab, cad, caged, car, cede, cherry, chief, cloud, coal, cob, could, cows, cozy, crazy, cry
dab, dad, deaf, debt, deck, deed, dice
eagle, ebb, egg, error
face, fade, fan, fed, feed, fib, fine, fir, fire, firm, fit, flags, fled, foil, for, fox, foxes, friend, from
gab, gaff, garage, get, ghost, giant, glad, glass, glean, goad, goal, grand, guard
had, hail, ham, hand, happen, hard, head, hedge, heed, hid, hide, hoe, hole, hope, hose
ice, if, ill
jab, jade, jag, jazz, jig, job, joke, judge
khaki, kick, kid, knee
labs, lace, lad, lake, lamb, lamp, lawn, lazy, led, lid, lilac, lip, local, log, love
mad, made, mapped, mass, mom, more,
name, navy, nine
occasion, ocean, odd, of, off, oh, oil, ok, old, on, opened, other, outside
pal, pan, past, pen, phone, pig, pill, plane, potter, pond, projector, push, put, putter, puzzle,
quack, quick, quiet, quit,
rag, ran, red, roar, robe, rubber
sad, sadness, saw, science, ship, station, strewn, suit, swinging
tan, tape, tasted, tattle, tax, taxes, toy, tube,
unplugged, up, use
valve, van, vat, velvet, vine, vinyl, vote
walk, was, wax, waxes, we, wet, what, whole, win, woke, works, write,
yawn, yearly, yes, yip, you,
zebra, zoo, zucchini, zephyr

The goal was to develop a cursive instruction program that would be **short but comprehensive**. It is streamlined without sacrificing any midline joining stroke or below-line joining stroke. On 1/10/15 Mr. Potter updated the document from 216 to 232 words in an effort to include all the spelling patterns for basic phonics in order that the teacher can combine cursive and phonics instruction in each handwriting lesson. The program has proven very effective with students from kindergarten up. This alphabetical word list was prepared by Donald L. Potter on 5/4/13. Updated 3/18/15.

Shortcut to Cursive

Instructional Words in Alphabetical (Instructional) Sequence

232 Words – Covering all Joining Strokes

Group 1: *abcd* (5 words)

- Lesson 1. **a**:
- Lesson 2. **b**:
- Lesson 3. **c**: cab
- Lesson 4. **d**: dab dad bad cad

Group 2: *efg* (20 words)

- Lesson 5. **e**: be bee bed cede deed ace ebb
- Lesson 6. **f**: fed feed fade deaf beef face
- Lesson 7. **g**: bag bagged gab age caged gaff egg

Group 3: *hijk* (22 words)

- Lesson 8. **h**: had head heed hedge
- Lesson 9. **i**: big hid hide if fib ice dice chief fife
- Lesson 10. **j**: jag jig jab jade
- Lesson 11. **k**: kid back kick deck kaki

Group 4: *lmnop* (63 words)

- Lesson 12. **l**: lad led lid black bell fled ball ill bill glad lake lice lilac hail eagle
- Lesson 13. **m**: mad made ham lamb blame
- Lesson 14. **n**: name hand fan fine knee glean mine
- Lesson 15. **o**: on mom of off ok oh coal goad goal old hole cob job joke odd oil foil hoe book ocean log local
- Lesson 16. **p**: pan pen pig pond lamp happen lip pill phone hope mapped plane opened pal

Group 5: *qrs* (28 words)

- Lesson 17. **q**: See Lesson 21 (**u**)
- Lesson 18. **r**: ran brand grand friend car rag red for from hard error roar fire fir firm robe garage more
- Lesson 19. **s**: sad sadness mass hose glass labs flags science occasion ship

Group 6: *tuv* (44 words)

- Lesson 20. **t**: tan tape past potter other fit bright get giant tasted tattletale debt ghost projector station
- Lesson 21. **u**: up but rubber putter tube blue outside use bud suit judge guard quick quack quit
quiet unplugged could cloud put fur nurse push
- Lesson 22. **v**: vat van love vine valve vote

Group 7: *wxyz* (50 words)

- Lesson 23. **w**: we wet win walk write cows saw was lawn woke work strewn what swinging whole
- Lesson 24. **x**: ax axes tax taxes wax waxes box boxes fox foxes
- Lesson 25. **y**: yawn yes by buy bylaws cry baby navy yearly you yip vinyl boys toy cherry
- Lesson 26. **z**: jazz zoo zebra lazy crazy buzz puzzle cozy zucchini zephyr

Introduction to Shortcut to Cursive

By the Author: Donald L. Potter

Work on *Shortcut to Cursive* was started on April 24, 2013. I designed it to be used to teach cursive in an expeditious and comprehensive manner to students new to the Odessa Christian School in Odessa, Texas. I am the Spanish teacher, reading tutor, and cursive handwriting specialist at the school. Our school is a cursive-only school. All students from kindergarten up are expected to do all their work in cursive. This program has proven exceptionally effective in helping students new to the school to master fluent cursive in a matter of weeks instruction.

Special attention was paid to all joining strokes so the program would truly comprehensive. The “Alphabet Letter String” was created so students could establish a daily practice of writing the alphabet from *a* to *z*. I teach in the following groups or strings of letters: 1. *abcd*, 2. *efg*, 3. *hijk*, 4. *lmnop*, 5. *qrst*, 6. *uvwx*, 7. *yz*. Each string is taught by connecting the letters of each string and then adding next string until all seven-strings have been mastered. At that time, the students will begin writing the entire alphabet in connected cursive letters everyday. This daily practice will inevitably lead to high levels of letter writing and identification fluency. Alphabet fluency is the necessary foundation for fluent reading, accurate spelling, and high reading comprehension.

On January 10, 2015, I carefully reviewed the words I had chosen to teach all the strokes to see what phonetic elements might be missing. I determined which phonics patterns were missing and added words to make sure that every basic spelling pattern was included. This makes the program a convenient and effective tool for teaching elementary phonics and spelling: coupling instruction in fluent cursive handwriting with fluent word reading. I used the *Phonovisual Charts* as my phonics standard.

Dr. Bob Rose’s work with alphabet fluency was a primary motivation behind the work. See his book, *Forget the Bell Curve*, which is available for free down from my website. Mr. Randy Nelson of *Peterson Directed Handwriting* has generously shared his knowledge of motor learning and cognitive development, as well as offering encouragement through the project. I especially appreciate the list of joining strokes that Mr. Nelson shared with me. This assures that the program is the most comprehensive possible.

Special thanks to all the many tutoring students who have helped me refine this method into a proven shortcut for teaching cursive. The student written classwork in cursive is irrefutable evidence of the effectiveness of the program.

Copyright August 24, 2013 by Donald L. Potter. Last revised 4/2/2015.

The author hereby grants permission for reduplication and use for non-commercial educational use.

Cursive Handwriting

Certificate of Mastery

Congratulations to _____ for successfully completing Mr. Donald L. Potter's Shortcut to Cursive Handwriting Program. You have demonstrated the writing skills necessary to write every letter in the English alphabet and every connecting stroke in the English cursive writing system. Now you are prepared to do all your writing in cursive and experience the awesome educational advantages of connected letter handwriting.


Master Handwriting Teacher _____

School: _____

Date of Completion _____

Shortcut to Cursive
Written and Copyright by
Donald L. Potter 5/27/2013

Oval Terminology: Language of Movement



Strokes

Under-Curve ↗ UC

Down-Curve ↓ DC

Over-Curve ↗ OC

Slant ↘ S

Connect-Stroke ~ CS

Loop Back ↺ LB

Loop Forward ↻ GLF

Breakdown of Lowercase Strokes

a: = a
DC UC S UC

b: = b
UC LB S UC CS


c: = c
DC UC


d: = d
DC UC S UC


e: = e
UC LB S UC


f: = f
UC LB S LF UC


g: = g
DC UC S LB OC


h:  = h
 uc LB S uc S uc


i:  = i
 uc S uc Dot

j:  = j
 uc S LB oc Dot

k:  = k
 uc LB S oc ^{Loop} Around S-Right uc

l:  = l
 uc LB S uc

m:  = m
 uc S uc S uc S uc

n:  = n
 oc S oc S oc

o: $\downarrow \nearrow \cup = o$
 DC UC CS

p: $\nearrow \downarrow \circ \nearrow \curvearrowright \nearrow = p$
 UC S LB OC curve around UC

q: $\downarrow \nearrow \downarrow \circ \nearrow = q$
 DC UC S LB OC


r: $\nearrow \downarrow \downarrow \nearrow = r$
 UC S-Right S UC


s: $\nearrow \downarrow \nearrow = s$
 UC Curve Down UC


t: $\nearrow \downarrow \nearrow \rightarrow = t$
 UC S UC cross


u: $\nearrow \downarrow \nearrow \downarrow \nearrow = u$
 UC S UC S UC

v: $\nearrow \downarrow \nearrow \cup = v$
 OC S UC CS

W: 
UC S UC S CS

N: 
UC S UC CROSS

y: 
UC S UC S LB UC

g: 
UC S UC S LB UC

Alternative strokes

a c d g o q

y

Alphabet String for Daily Fluency Practice

abcdefghijklmnopqrstuvwxyz

Letters Requiring Hooks

a: a aa b ba b la

c: c cc b bc e ec

d: d dd c cd b bc

g: g gg a ag e eg

o: o oo b bo e eo

q: e eq a ag

Teach students to join to "hook letters" by first making a hook and then reverse direction to finish the "hook letter".